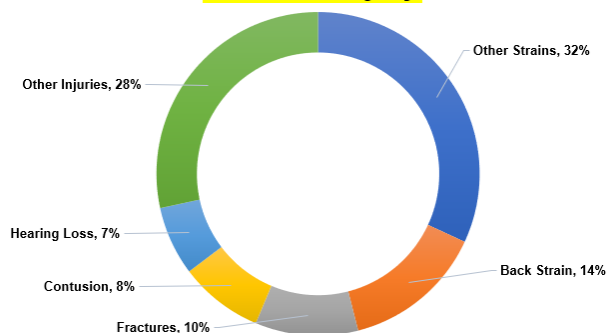


SAWMILLS

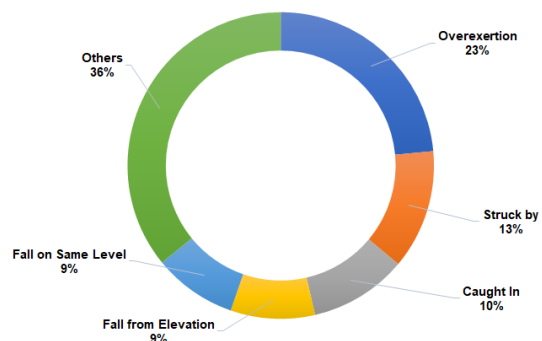
FACT SHEET

Sawmill (CU 714022) Time-loss Claims 2019 - 2023

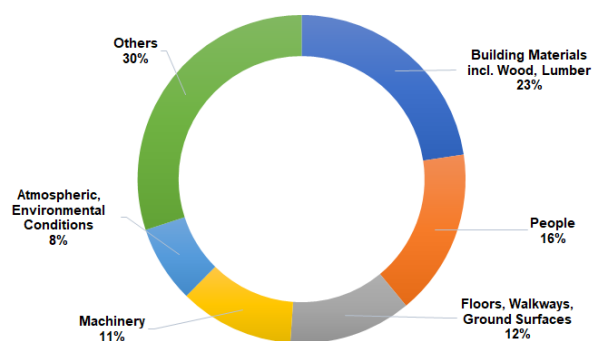
Nature of Injury



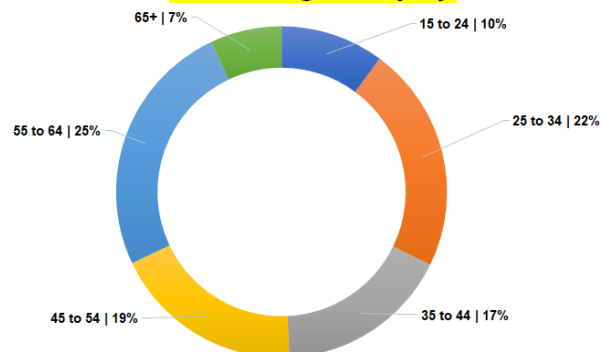
Mechanism of Injury



Source of Injury



Worker age at Injury



Quick Facts

- 1799 total time-loss claims
- \$62,631 average claim cost
- 56 average work days lost
- 18% are serious injury claims
- 15% recovery strains and sprains



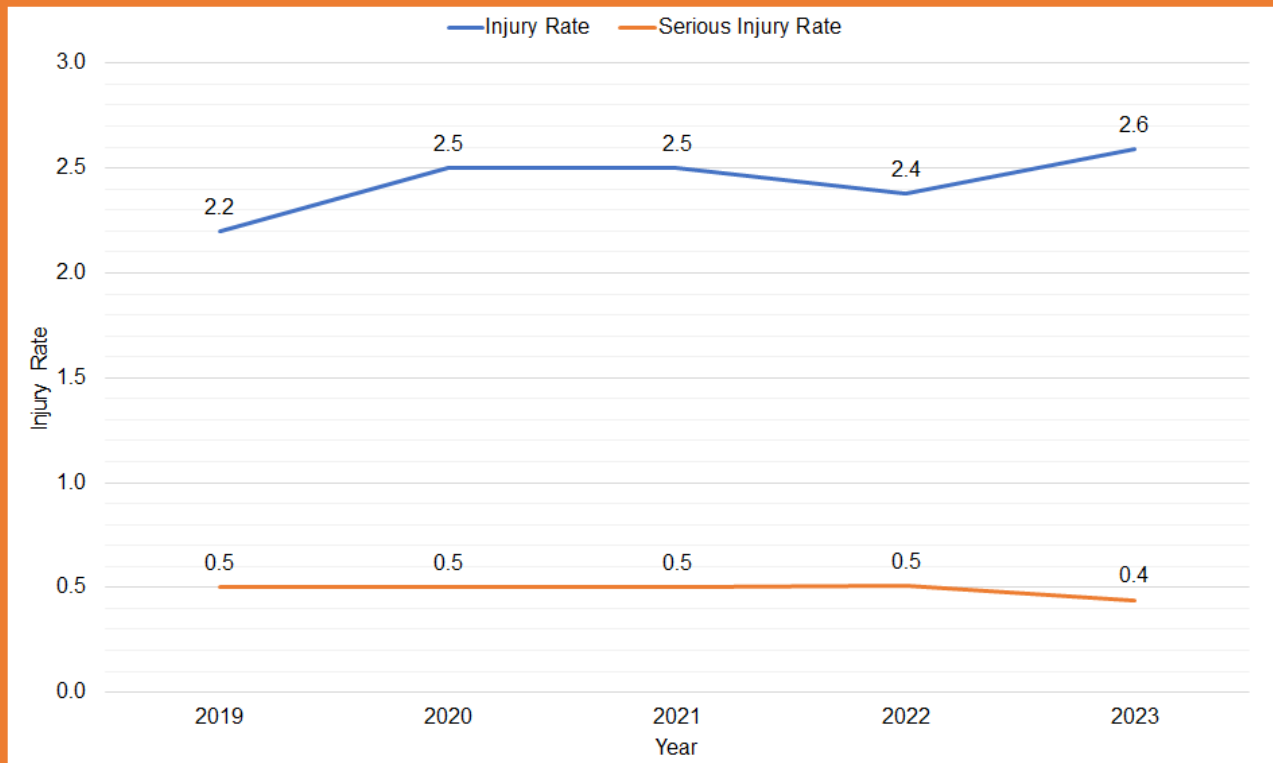
BC Forest Safety

Safety is good business





Sawmill (CU 714022) Time-loss Claims 2019 - 2023





Sawmill (CU 714022) Time-loss Claims 2019 - 2023

	2019	2020	2021	2022	2023
Injury Prevention					
# Time Loss Claims	319	308	344	310	288
# Person Years	14,714	12,384	13,768	13,012	11,120
Injury Rate	2.17	2.49	2.50	2.38	2.59
# Inspection Reports	389	428	362	486	293
# Other Contacts	118	166	99	156	58
# Orders	182	154	144	181	145
# Net Penalties Imposed	2	5	1	2	0
# Warning Letters Sent	2	3	4	2	2
Injury Recovery					
Six Month Truncated Duration	41	40	42	46	42
# RTW (<= 4 Weeks)	163	146	172	141	126
# RTW (<= 26 Weeks)	285	256	302	252	227
# RTW (26 +Weeks)	34	30	34	39	32
Claim Summary					
# Time Loss Claims	319	308	344	310	288
# Work Related Deaths	3	4	2	6	2
# First Paid LTD Claims	106	105	92	103	144
# Serious Injury Claims	76	65	71	67	49
% Serious Injury Claims	24%	21%	21%	22%	17%
Serious Injury Rate	0.52	0.52	0.52	0.51	0.44
# Sprains And Strains Claims	168	160	179	142	133
# Long Recovery Sprains and Strains Claims	55	52	59	55	51
% of Sprains and Strains that are Long Recovery	33%	33%	33%	39%	38%
Long Recovery Sprains and Strains Claims Rate	0.37	0.42	0.43	0.42	0.46
# STD/LTD/Fata Claims	374	344	381	353	347
# Young Worker Claims	42	32	43	44	21
# Mature Worker Claims	118	121	128	104	106
# First Paid MSI Claims	115	105	118	103	103
# MSI Claims	101	97	100	95	93
MSI Injury Rate	0.69	0.78	0.73	0.73	0.84
# MVI Claims	1	2	0	3	0
# AOV Claims	11	4	7	3	5
# Overexertion Claims	86	78	98	82	80
# Fall on Same Level Claims	30	35	40	27	27
Average Completed Duration	93	114	89	87	101
% High Duration Claims	29%	33%	28%	29%	31%
Total Work Days Lost	23,195	19,365	19,912	19,875	18,750
Claim Cost Paid	\$21,814,151	\$23,372,319	\$19,499,576	\$23,027,843	\$24,958,697
Assessments					
# Employer-CUs	155	162	159	161	163
Assessable Payroll	\$903,885,357	\$828,623,485	\$944,471,685	\$961,201,405	\$870,337,790
Assessments Amount	\$33,044,079	\$28,124,177	\$27,728,791	\$22,447,448	\$16,140,227