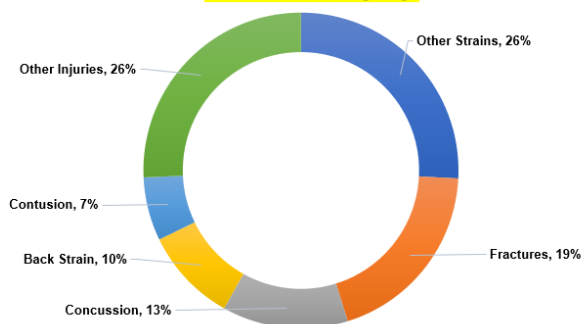


HARVESTING

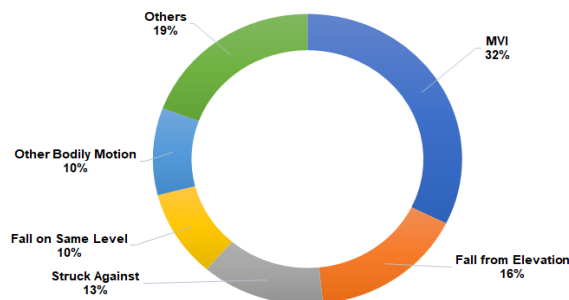
FACT SHEET

Log Processing (CU 703011) Time-loss Claims 2019 - 2023

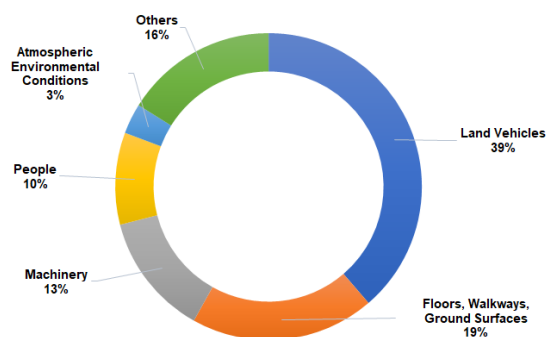
Nature of Injury



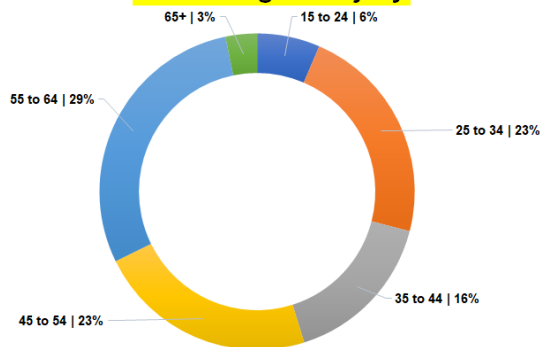
Mechanism of Injury



Source of Injury




Worker age at Injury



Quick Facts

- 31 total time-loss claims
- \$116,120 average claim cost
- 176 average work days lost
- 26% are serious injury claims
- 19% recovery strains and sprains

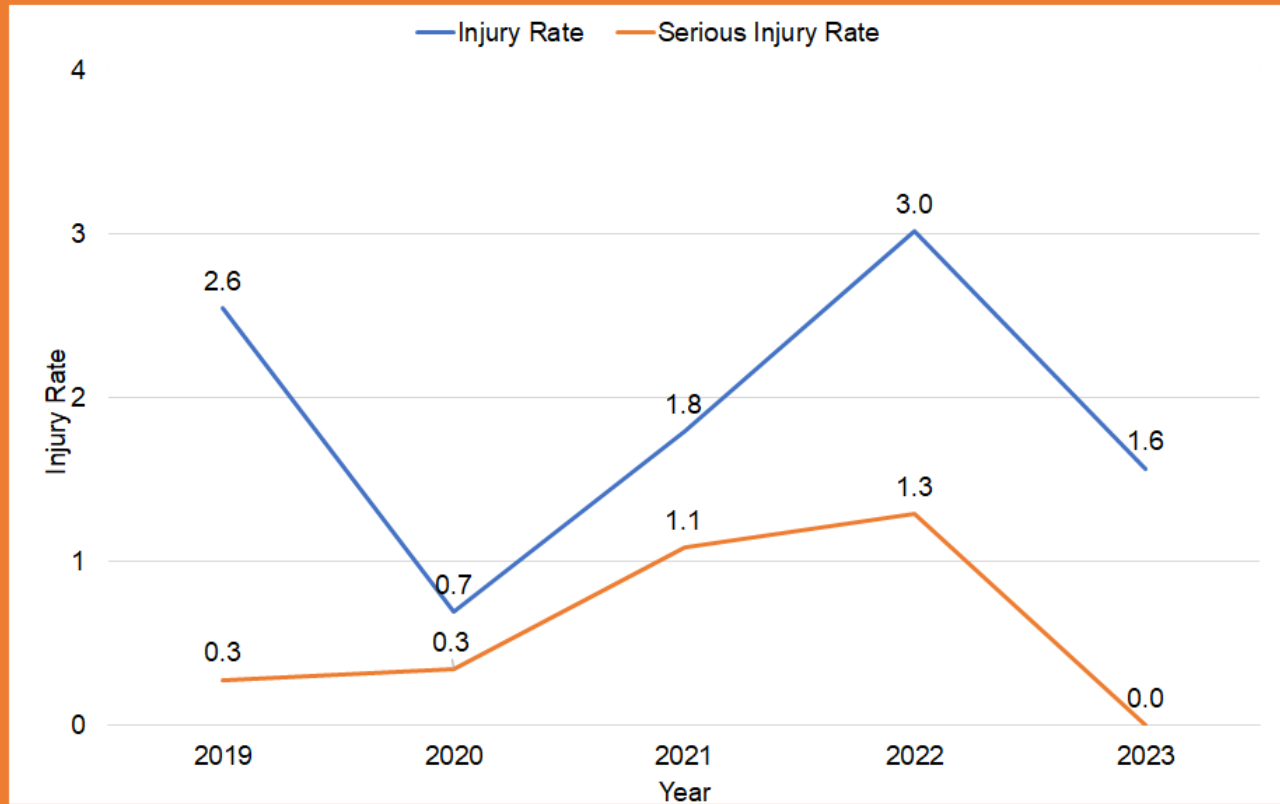


BC Forest Safety

Safety is good business



Log Processing (CU 703011) Time-loss Claims 2019 - 2023



HARVESTING

FACT SHEET



Log Processing (CU 703011) Time-loss Claims 2019 - 2023

	2019	2020	2021	2022	2023
Injury Prevention					
# Time Loss Claims	9	2	5	7	3
# Person Years	353	293	276	237	192
Injury Rate	2.55	0.68	1.81	2.96	1.57
# Inspection Reports	31	32	27	14	22
# Other Contacts	2	3	0	2	2
# Orders	37	6	2	5	10
# Net Penalties Imposed	0	0	0	0	0
# Warning Letters Sent	0	0	0	0	0
Injury Recovery					
Six Month Truncated Duration	33	126	54	83	104
# RTW (<= 4 Weeks)	7	0	1	3	1
# RTW (<= 26 Weeks)	8	0	3	4	3
# RTW (26 +Weeks)	0	0	0	0	0
Claim Summary					
# Time Loss Claims	9	2	5	7	3
# Work Related Deaths				1	
# First Paid LTD Claims	2	3	2	3	1
# Serious Injury Claims	1	1	3	3	0
% Serious Injury Claims	11%	50%	60%	43%	0%
Serious Injury Rate	0.28	0.34	1.09	1.27	0.00
# Sprains And Strains Claims	4	1	2	2	2
# Long Recovery Sprains and Strains Claims	1	1	1	1	2
% of Sprains and Strains that are Long Recovery	25%	100%	50%	50%	100%
Long Recovery Sprains and Strains Claims Rate	0.28	0.34	0.36	0.42	1.04
# STD/LTD/Fata Claims	9	4	6	8	4
# Young Worker Claims	1	0	0	1	0
# Mature Worker Claims	3	2	2	2	1
# First Paid MSI Claims	0	0	0	0	0
# MSI Claims					
MSI Injury Rate					
# MVI Claims	1	2	2	5	0
# AOV Claims	0	0	0	0	0
# Overexertion Claims	0	0	0	0	0
# Fall on Same Level Claims	1	0	1	0	1
Average Completed Duration	135	179	339	147	154
% High Duration Claims	27%	67%	33%	40%	67%
Total Work Days Lost	1,098	1,346	1,029	908	1,060
Claim Cost Paid	\$355,448	\$643,504	\$456,933	\$1,799,265	\$344,584
Assessments					
# Employer-CUs	214	199	202	191	179
Assessable Payroll	\$24,602,355	\$22,250,598	\$22,381,549	\$19,740,084	\$17,160,089
Assessments Amount	\$1,429,582	\$1,044,098	\$898,787	\$634,087	\$412,142