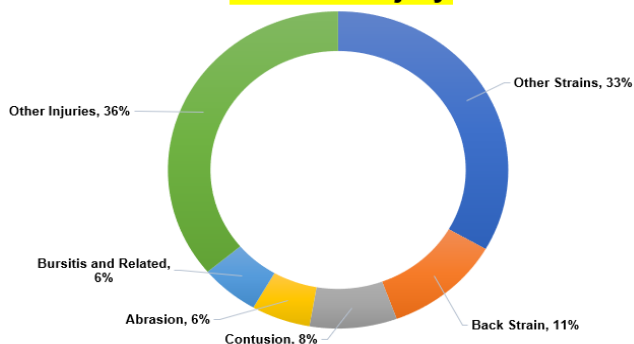


HARVESTING

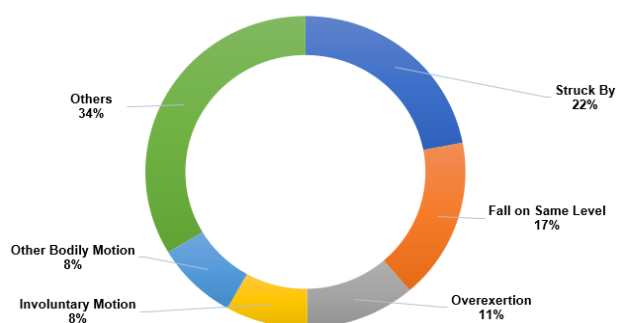
FACT SHEET

Forest Fire Fighting (CU 703005) Time-loss Claims 2019 - 2023

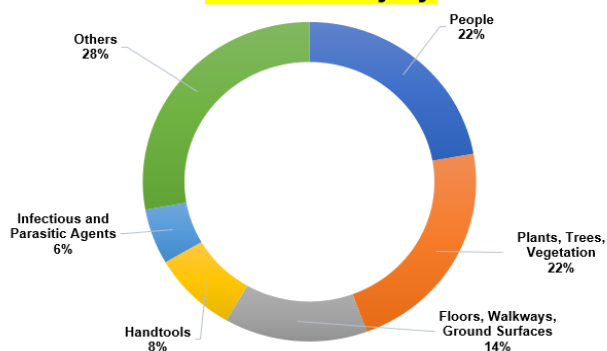
Nature of Injury



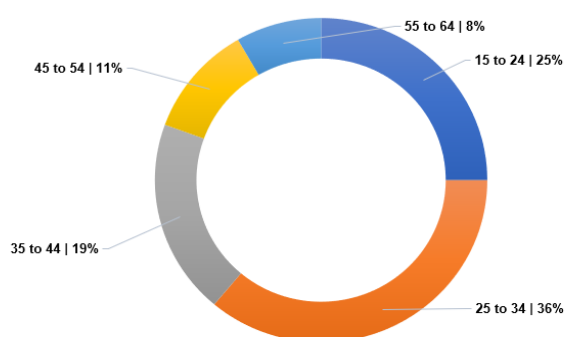
Mechanism of Injury



Source of Injury




Worker age at Injury



Quick Facts

- 36 total time-loss claims
- \$49,903 average claim cost
- 115 average work days lost
- 22% are serious injury claims
- 17% recovery strains and sprains

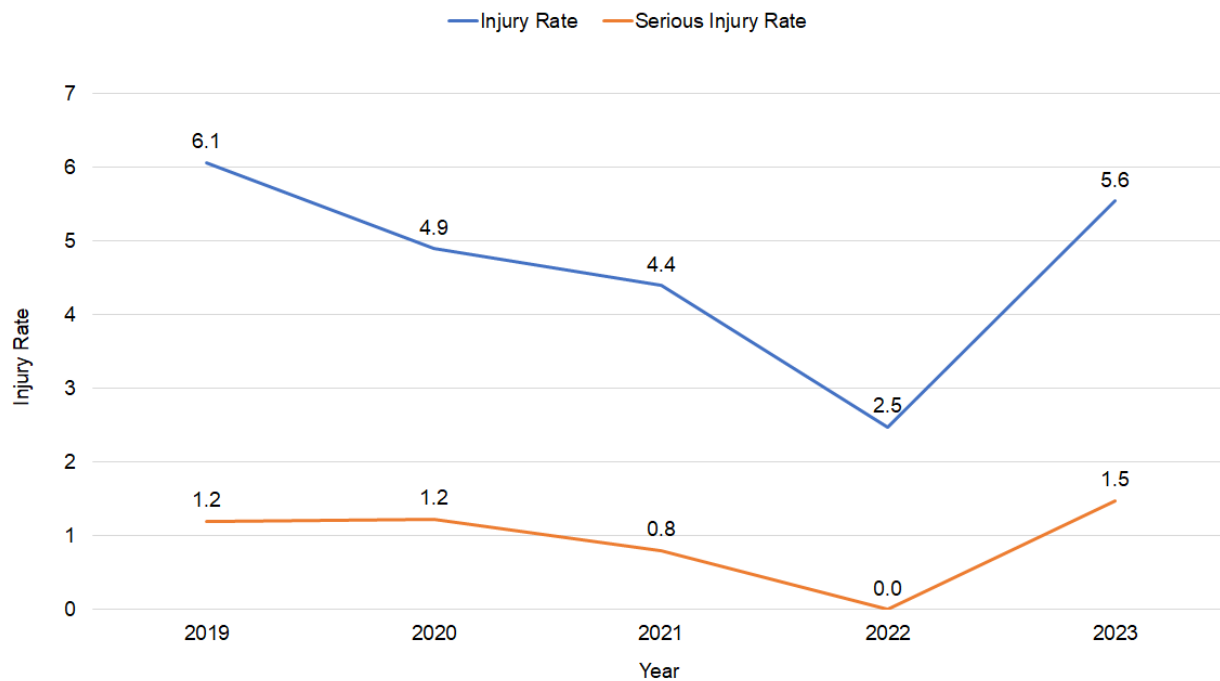


BC Forest Safety

Safety is good business



Forest Fire Fighting (CU 703005) Time-loss Claims 2019 - 2023



HARVESTING

FACT SHEET



Forest Fire Fighting (CU 703005) Time-loss Claims 2019 - 2023

	2019	2020	2021	2022	2023
Injury Prevention					
# Time Loss Claims	5	4	11	3	15
# Person Years	82	81	250	120	270
Injury Rate	6.07	4.93	4.40	2.49	5.55
# Inspection Reports	7	13	19	7	34
# Other Contacts	1	9	4	1	5
# Orders	3	4	3	4	18
# Net Penalties Imposed	0	0	0	0	1
# Warning Letters Sent	0	0	0	0	1
Injury Recovery					
Six Month Truncated Duration	33	66	37	114	69
# RTW (<= 4 Weeks)	2	1	5	1	7
# RTW (<= 26 Weeks)	4	1	8	2	9
# RTW (26 +Weeks)	1	0	1	0	1
Claim Summary					
# Time Loss Claims	5	4	11	3	15
# Work Related Deaths					1
# First Paid LTD Claims	1	2	1	0	0
# Serious Injury Claims	1	1	2	0	4
% Serious Injury Claims	20%	25%	18%	0%	27%
Serious Injury Rate	1.21	1.23	0.80	0.00	1.48
# Sprains And Strains Claims	4	3	6	2	2
# Long Recovery Sprains and Strains Claims	0	1	1	2	2
% of Sprains and Strains that are Long Recovery	0%	33%	17%	100%	100%
Long Recovery Sprains and Strains Claims Rate	0.00	1.23	0.40	1.66	0.74
# STD/LTD/Fata Claims	4	5	11	4	12
# Young Worker Claims	0	1	4	1	3
# Mature Worker Claims	0	0	2	0	1
# First Paid MSI Claims	1	3	1	0	1
# MSI Claims	2	1	1		1
MSI Injury Rate	2.43	1.23	0.40		0.37
# MVI Claims	0	0	0	0	1
# AOV Claims	0	0	0	0	0
# Overexertion Claims	0	3	1	0	0
# Fall on Same Level Claims	1	1	2	0	2
Average Completed Duration	179	126	49	337	95
% High Duration Claims	44%	17%	9%	40%	40%
Total Work Days Lost	1,708	383	503	992	549
Claim Cost Paid	\$337,413	\$495,532	\$286,821	\$290,541	\$386,188
Assessments					
# Employer-CUs	33	30	43	35	51
Assessable Payroll	\$4,556,686	\$5,282,421	\$17,384,813	\$8,933,152	\$20,347,921
Assessments Amount	\$255,186	\$250,895	\$918,422	\$340,411	\$625,501